

TDS  
Technical Data Sheet

Release Date  
2023



This range of furnishings was created to provide sophisticated, practical solutions for executive workspaces, individual offices, meeting rooms, and prestigious corporate spaces.

The Mood series consists of desks in various shapes and sizes, carefully designed in every detail, as well as drawer pedestals, cabinets, and bookcases.

**Tables**

The tables are supported by a single steel structural column with a disk base and chrome-plated finish. The tops feature a natural wood finish and careful detailing, including rounded corners and bevelled edges in solid wood.

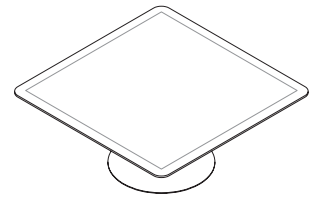
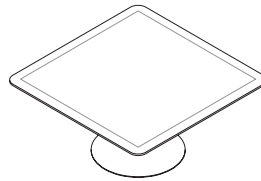
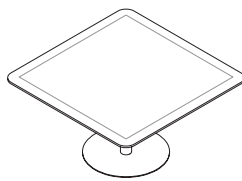
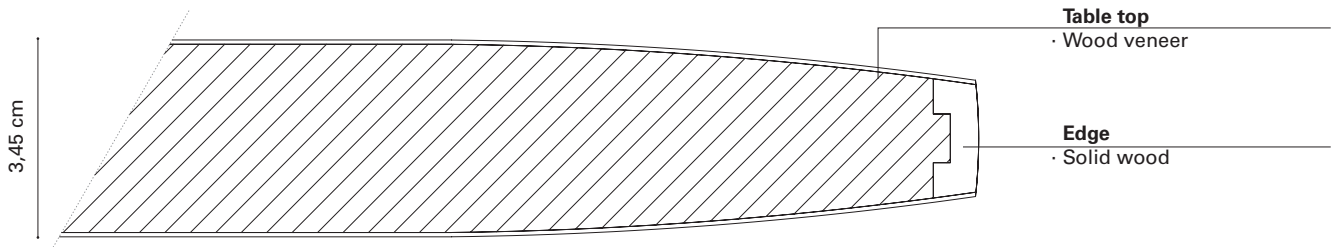
They are available in various sizes and shapes, including round, square, elliptical, rectangular, and with the shorter sides as semicircles. The base with a central column varies according to the size of the top.

The cable management system consists of the column serving as the cable riser, cables trays mounted below the top, and access hatches mounted flush with the top, positioned either to one side, at the centre, or in a symmetrical pair with respect to the base.

**Containers**

The containers of the Moodway series consist of low cabinets and bookcases characterised by minimalist forms and smooth wood finishes. They are available in open versions or with folding doors.

TABLE TOP EDGE DETAIL



SQUARED TABLES

**Squared tables composed of n.1 table top (Q MW 140 Q) and n.1 leg (QR 070 R)**

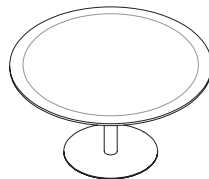
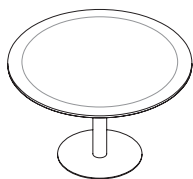
140x140xH73 cm  
Q WM 140 Q ..

**Squared tables composed of C n.1 table top (Q MW 160 Q) and n.1 leg (QR 080 R)**

160x160xH73 cm  
Q WM 160 Q ..

**Squared tables composed of n.1 table top (Q MW 180 Q) and n.1 leg (QR 085 R)**

180x180xH3 cm  
Q WM 180 Q



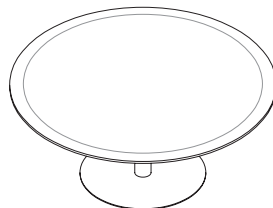
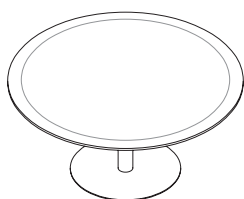
## ROUND TABLES

Round tables composed of  
n.1 table top (Q MW 120 R)  
and n.1 leg (QR 055 R)

120x120xH73 cm  
Q WM 120 R ..

Round tables composed of  
n.1 table top (Q MW 140 R)  
and n.1 leg (QR 065 R)

140x140xH73 cm  
Q WM 140 R ..

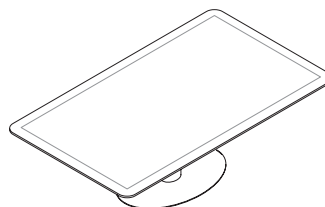
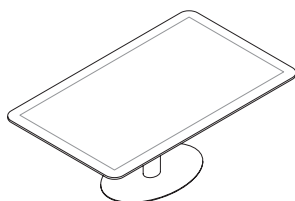


Round tables composed of  
n.1 table top (Q MW 160 R)  
and n.1 leg (QR 075 R)

160x160xH72 cm  
Q DM 160 R ..

Round tables composed of  
n.1 table top (Q MW 180 R)  
and n.1 leg (QR 085 R)

180x180xH72 cm  
Q DM 180 R ..



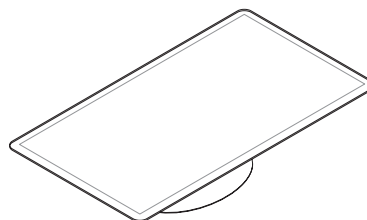

## RECTANGULAR TABLES

Rectangular tables composed of  
n.1 table top (Q MW 200 120 Q)  
and n.1 leg (QR 090 060 Q)

200x120xH73 cm  
Q WM 200 120 Q ..

Rectangular tables composed of  
n.1 table top (Q MW 240 140 Q)  
and n.1 leg (QR 105 070 Q)

240x140xH73 cm  
Q WM 240 140 Q ..

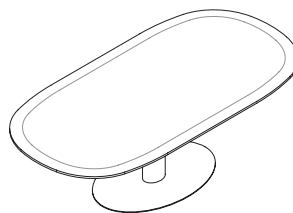
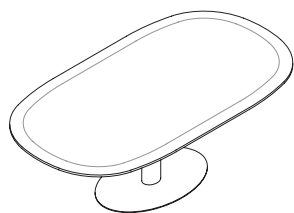


Rectangular tables composed of  
n.1 table top (Q MW 280 160 Q)  
and n.1 leg (QR 120 080 Q)

280x160xH72 cm  
Q WM 280 160 Q ..

Rectangular tables composed of  
n.1 table top (Q MW 320 180 Q)  
and n.1 leg (QR 135 090 Q)

180x180xH72 cm  
Q DM 180 R ..



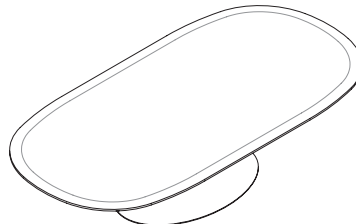
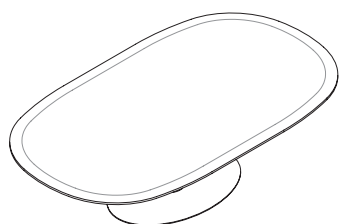
## D-END TABLES

**D-end tables, composed of  
n.1 table top (Q MW 220 120 B)  
and n.1 leg (QR 090 060)**

220x120xH73 cm  
Q WM 220 120 B ..

**D-end tables, composed of  
n.1 table top (Q MW 240 120 B)  
and n.1 leg (QR 105 070)**

240x120xH73 cm  
Q WM 240 120 B ..

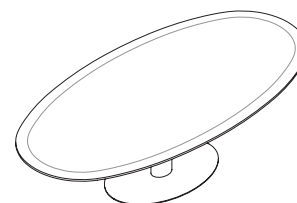
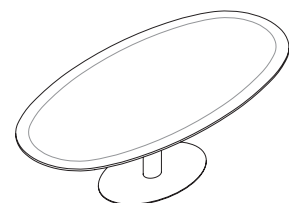


**D-end tables, composed of  
n.1 table top (Q MW 280 160 B)  
and n.1 leg (QR 120 080)**

280x160xH73 cm  
Q WM 280 160 B ..

**D-end tables, composed of  
n.1 table top (Q MW 320 180 B)  
and n.1 leg (QR 135 090)**

320x180xH73 cm  
Q WM 320 180 B ..



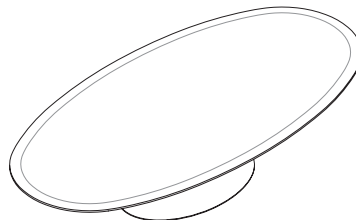
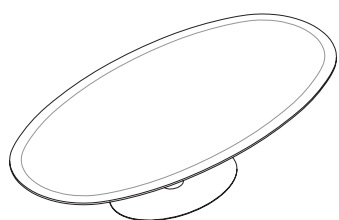
## ELLIPTICAL TABLES

**Elliptical tables composed of  
n.1 table top (Q MW 240 120 S)  
and n.1 leg (QR 090 060)**

240x120xH73 cm  
Q WM 240 120 S ..

**Elliptical tables composed of  
n.1 table top (Q MW 280 140 S)  
and n.1 leg (QR 105 070)**

240x140xH73 cm  
Q WM 280 140 S ..

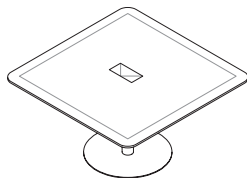


**Elliptical tables, composed of  
n.1 table top (Q MW 320 160 S)  
and n.1 leg (QR 120 080)**

280x160xH72 cm  
Q WM 320 160 S ..

**Elliptical tables, composed of  
n.1 table top (Q MW 360 180 S)  
and n.1 leg (QR 135 090)**

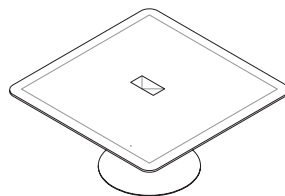
180x180xH72 cm  
Q WM 360 180 S ..



SQUARED TABLES  
PRE-ARRANGED  
FOR ELECTRIFICATION

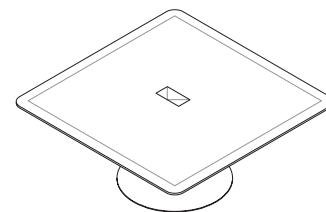
**Squared tables composed of  
n.1 table top (Q MW 140 Q W),  
n.1 leg (QR 070 R W),  
n.1 flip access door (P DP CAB Z31)**

140×140×H73 cm  
Q WM 140 Q W ..



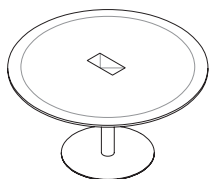
**Squared tables composed of  
n.1 table top (Q MW 160 Q W),  
n.1 leg (QR 080 R W),  
n.1 flip access door (P DP CAB Z31)**

160×160×H73 cm  
Q WM 160 Q W ..



**Squared tables composed of  
n.1 table top (Q MW 180 Q W)  
n.1 leg (QR 085 R W),  
n.1 flip access door (P DP CAB Z31)**

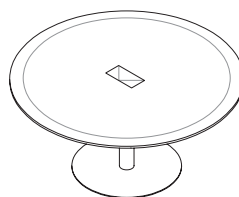
180×180×H73 cm  
Q WM 180 Q W ..



TAVOLI TONDI PREDISPOSTI  
PER ELETTTRIFICAZIONE

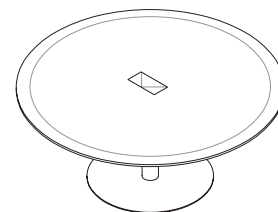
**Round tables composed of  
n.1 table top (Q MW 140 R W),  
n.1 leg (QR 065 R W),  
n.1 flip access door (P DP CAB Z31)**

140×140×H73 cm  
Q WM 140 R W ..



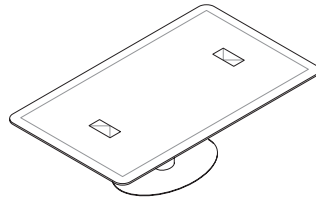
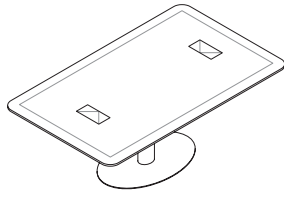
**Round tables composed of  
n.1 table top (Q MW 160 R W),  
n.1 leg (QR 075 R W),  
n.1 flip access door (P DP CAB Z31)**

160×160×H73 cm  
Q WM 160 R W ..



**Round tables composed of  
n.1 table top (Q MW 180 R W),  
n.1 leg (QR 085 R W),  
n.1 flip access door (P DP CAB Z31)**

180×180×H73 cm  
Q WM 180 R W ..



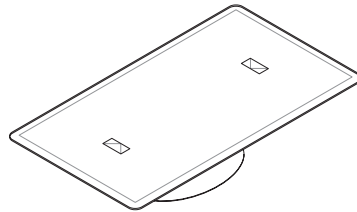
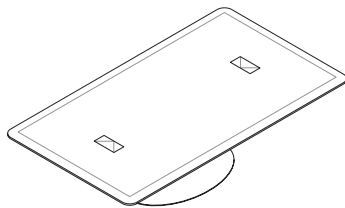
RECTANGULAR TABLES  
PRE-ARRANGED  
FOR ELECTRIFICATION

Rectangular tables composed of  
n.1 table top (Q MW 200 120 Q W),  
n.1 leg (QR 090 060 Q W),  
n.2 flip access doors (P DP CAB Z31)

200×120×H73 cm  
Q WM 200 120 Q W ..

Rectangular tables composed of  
n.1 table top (Q MW 240 140 Q W),  
n.1 leg (QR 105 070 Q W),  
n.2 flip access doors (P DP CAB Z31)

240×140×H73 cm  
Q WM 240 140 Q W ..

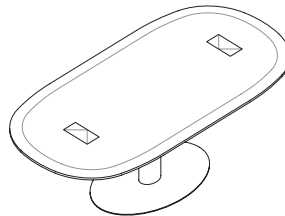
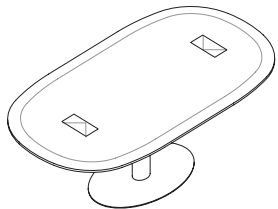


Rectangular tables composed of  
n.1 table top (Q MW 280 160 Q W),  
n.1 leg (QR 120 080 Q W),  
n.2 flip access doors (P DP CAB Z31)

280×160×H73 cm  
Q WM 280 160 Q W ..

Rectangular tables composed of  
n.1 table top (Q MW 320 180 Q W),  
n.1 leg (QR 135 090 Q W),  
n.2 flip access doors (P DP CAB Z31)

320×180×H73 cm  
Q WM 320 180 Q W ..



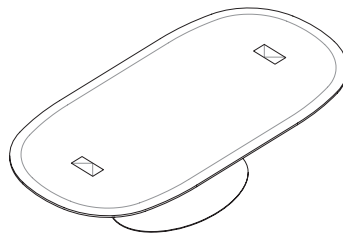
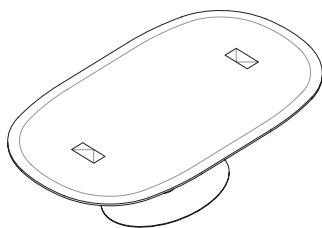
D-END TABLES  
PRE-ARRANGED FOR ELECTRIFI-  
CATION

D-end tables, composed of  
n.1 table top (Q MW 220 120 B W),  
n.1 leg (QR 090 060 W),  
n.2 flip access doors (P DP CAB Z31)

220×120×H73 cm  
Q WM 220 120 B W ..

D-end tables, composed of  
n.1 table top (Q MW 240 120 B W),  
n.1 leg (QR 105 070 W),  
n.2 flip access doors (P DP CAB Z31)

240×140×H73 cm  
Q WM 240 120 B W ..



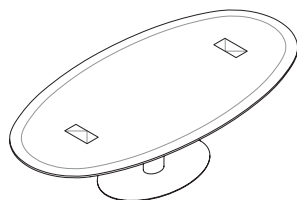
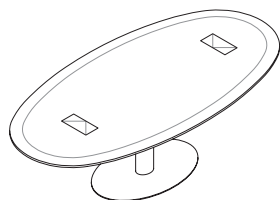
D-end tables, composed of  
n.1 table top (Q MW 280 160 B W),  
n.1 leg (QR 120 080 W),  
n.2 flip access doors (P DP CAB Z31)

280×160×H72 cm  
Q WM 280 160 B W ..

D-end tables, composed of  
n.1 table top (Q MW 320 180 B W),  
n.1 leg (QR 135 090 W),  
n.2 flip access doors (P DP CAB Z31)

180×180×H72 cm  
Q WM 320 180 B W ..





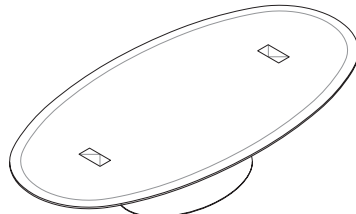
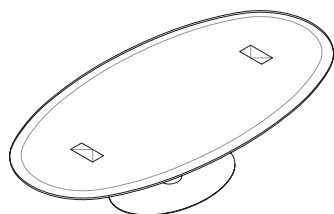
ELLIPTICAL TABLES  
PRE-ARRANGED  
FOR ELECTRIFICATION

**Elliptical tables composed of**  
n.1 table top (Q MW 240 120 S),  
n.1 leg (QR 090 060 W),  
n.2 flip access doors (P DP CAB Z31)

240×120×H73 cm  
Q WM 240 120 S W ..

**Elliptical tables composed of**  
n.1 table top (Q MW 280 140 SW),  
n.1 leg (QR 105 070 W),  
n.2 flip access doors (P DP CAB Z31)

280×140×H73 cm  
Q WM 280 140 S W ..

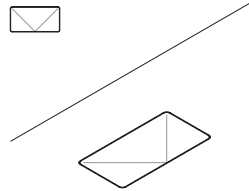


**Elliptical tables, composed of**  
n.1 table top (Q MW 320 160 SW),  
n.1 leg (QR 120 080 W),  
n.2 flip access doors (P DP CAB Z31)

320×160×H73 cm  
Q WM 320 160 S W ..

**Elliptical tables, composed of**  
n.1 table top (Q MW 360 180 SW)  
and n.1 leg (QR 135 090 W),  
n.2 flip access doors (P DP CAB Z31)

320×180×H73 cm  
Q WM 320 180 S W ..

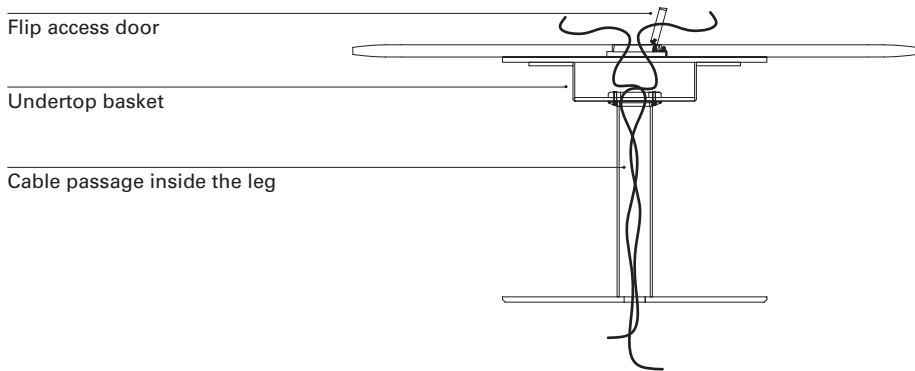


**FLIP ACCESS DOOR**

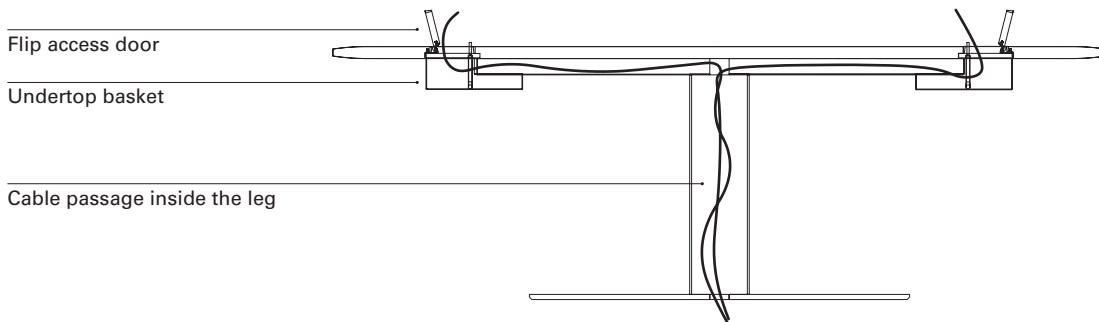
**Rectangular flip access door**  
Same as top finish.  
Specify the position.

25x12,5xH3,4 cm  
P D P CAB Z31 ..

**SECTION ROUND AND SQUARED TABLES PRE-ARRANGED FOR ELECTRIFICATION**

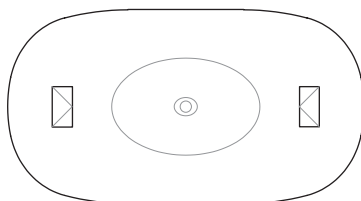


**SECTION RECTANGULAR, D-END AND ELLIPTICAL TABLES PRE-ARRANGED FOR ELECTRIFICATION**



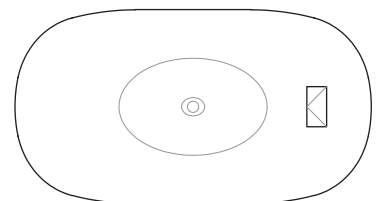
POSITION 1

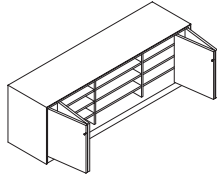
Top with 2 flip access doors,  
standard in price list



POSITION 2

Top with 1 flip access door,  
on request





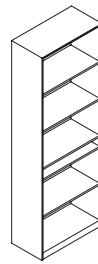
## CABINETS

**Low cabinet with folding doors**

60x48xH203 cm  
Q EM 060 203 A ..

**High cabinet with folding doors**

60x48xH203 cm  
Q EM 060 203 V ..

**Open high cabinet**

50x39xH24 cm  
D DS 522 60 48 ..

**TABLETOP AND CABINETS FINISHES**

Standard natural veneer  
(certified genuine wood  
from Europe - Canada - USA)



**PE**  
Pearwood



**NO**  
National Walnut

**BASES FINISHES**

Galvanic treatment



**CM**  
Chromed metal

For other finishes,  
please contact our Sales Department



ISO 9001



ISO 14001

UniFor has management system certified according to UNI EN ISO 9001 and UNI EN ISO 14001. The products are in conformance with the Italian decree law DLGS 81:2008 and with all of the principal regulations applicable to the various types of products.

The products described in this catalog are made with class E1 materials (low formaldehyde content) and are Greenguard® certified.