

TDS
Technical Data Sheet

Release Date
10 2023



The iSatelliti S/200 workstation system consists of individual and multiple configurations, with fixed or electrically adjustable desktop heights. The structural components – beams, crossbeams, legs and feet – can be combined in various ways to create high-performance workstations in terms of stability, solidity and safety.

Each workstation has two legs, which also house the adjustment mechanism for raising and lowering the height of the desktop. The edges of the desktops can be flat or rounded. There are two types of feet: rectangular for individual workstations and circular for multiple configurations.

In both cases the legs are linked by a horizontal beam that transforms them into a single structural unit. The beam gives the workstation excellent structural stability while also providing support for the cable management components.

The cable management system is configured on two levels: the primary level is integrated within the fixed part of the base, while the secondary level is mounted beneath the top. The electrical cables are contained in sheet metal trays, with a closing door, or in wire mesh baskets, both epoxy powder coated.

Divider panels permit various privacy configurations for both the individual and multiple workstations, which can be further personalised by means of individual cable hatches and various types of electrical control modules.

The flexibility of the iSatelliti S/200 system makes it possible to reconfigure the workstations at any time. The system is completed by square and round meeting tables in various sizes and finishes.

STRAIGHT EDGE DETAIL

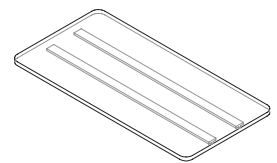
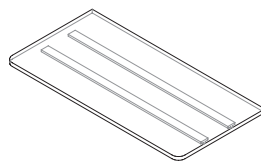
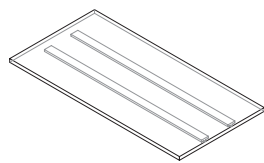
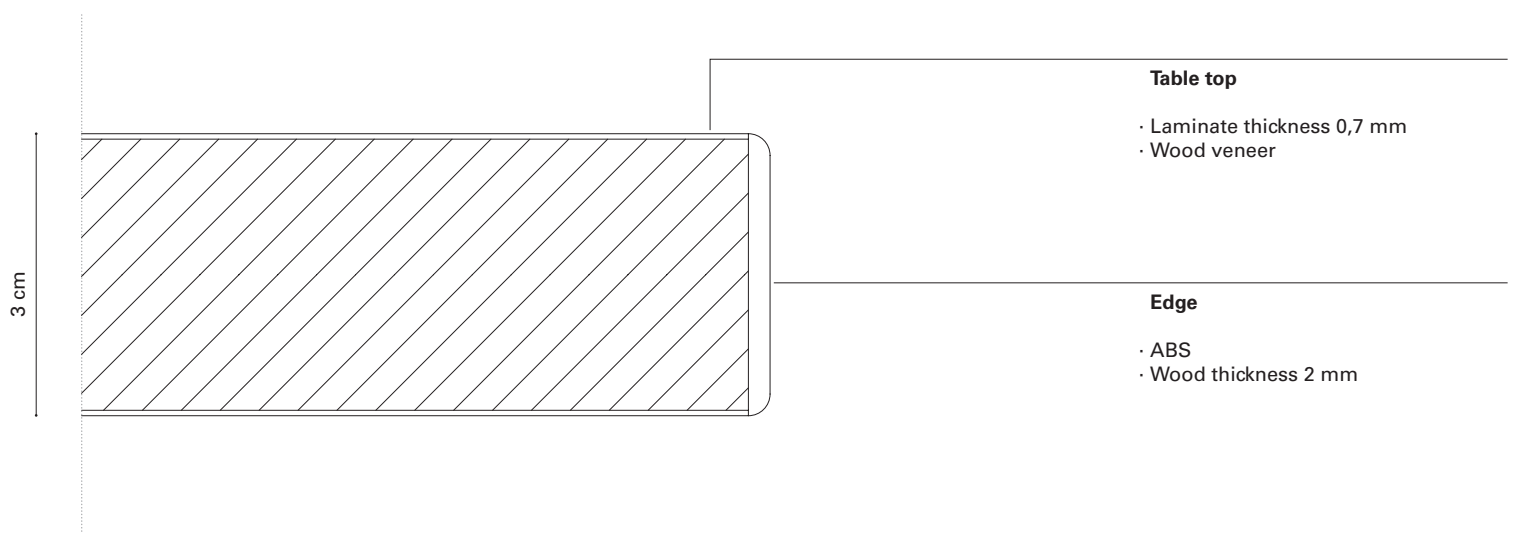


TABLE TOPS WITH STRAIGHT EDGE

Table tops with straight edge

160x80xH3 cm
TS2 160 80 M ..

180x80xH3 cm
TS2 180 80 M ..

Table tops with straight edge and with 2 rounded front corners

160x80xH3 cm
TS2 160 80 M2 ..

180x80xH3 cm
TS2 180 80 M2 ..

Table tops with straight edge and with 2 rounded front corners

160x80xH3 cm
TS2 160 80 M4 ..

180x80xH3 cm
TS2 180 80 M4 ..

S200 EDGE DETAIL

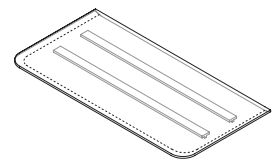
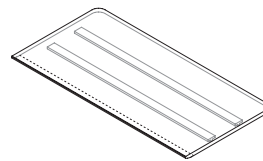
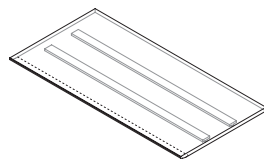
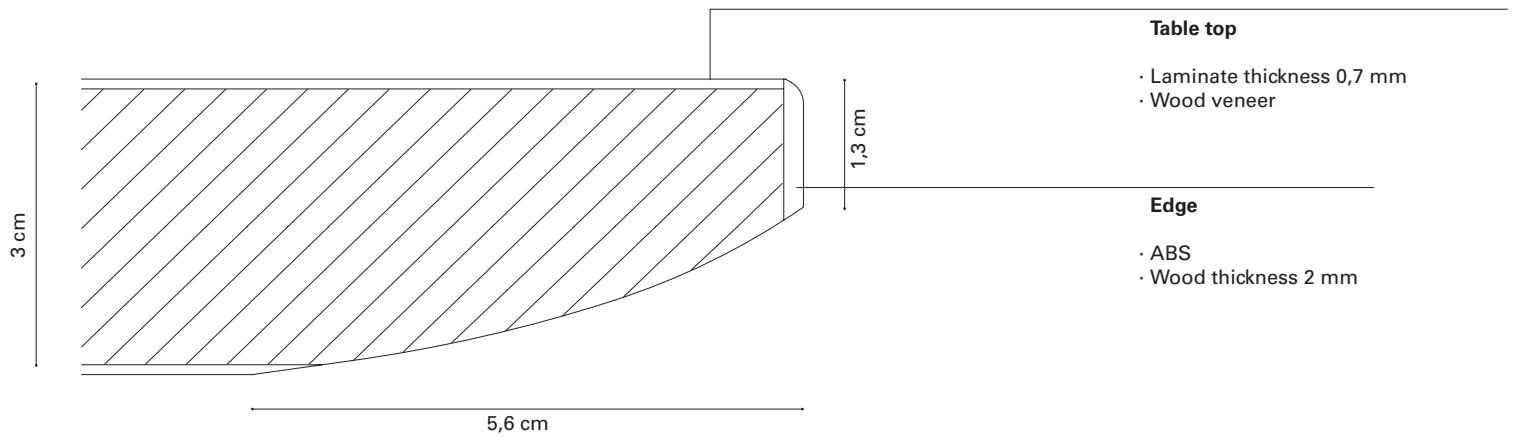


TABLE TOPS WITH S200 EDGE

Table tops with 1 shaped S200 edge

160x80xH3 cm
TS2 160 80 S1 ..

180x80xH3 cm
TS2 180 80 S1 ..

Table tops with 1 shaped S200 edge and 2 rounded rear corners

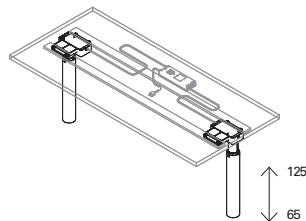
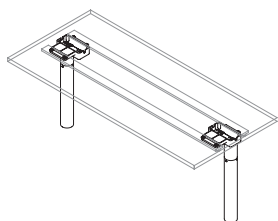
180x90xH12 cm
TS2 160 80 S2 ..

210x90xH12 cm
TS2 180 80 S2 ..

Table tops with 3 shaped S200 edges and 2 rounded front corners

180x90xH12 cm
TS2 160 80 S3 ..

210x90xH12 cm
TS2 180 80 S3 ..

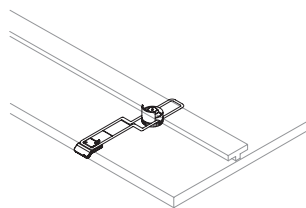
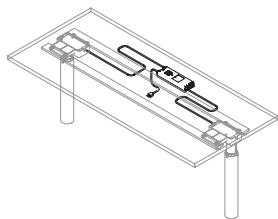

**S/200 RECONFIGURABLE
STRUCTURES**
Fixed legs

Kit 2 legs

 22x23xH71 cm
 TS2 GF ..

Electrically height adjustable legs

 Kit 2 legs, from H65 cm to H125 cm
 over the top

 22x23xH65/125 cm
 TS2 GE ..

Control unit kit and cables

 Control unit kit and cables (UE)
 TS2 GE KC EU

 Control unit kit and cables (CH)
 TS2 GE KC CH

 Control unit kit and cables (AU)
 TS2 GE KC AU

 Control unit kit and cables (US)
 TS2 GE KC US

 Control unit kit and cables (JP)
 TS2 GE KC JP

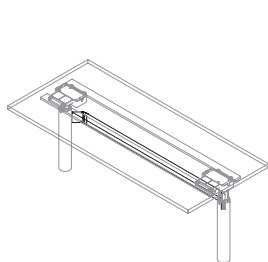
 Control unit kit and cables (GB)
 TS2 GE KC GB

Switch

Black only

 Simple control panel (no memory, no display)
 TS2 PU S

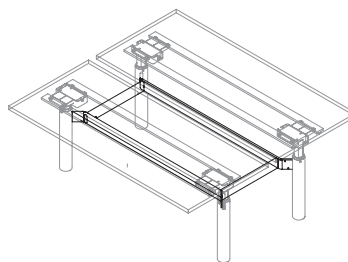
 Control panel with memory and display
 TS2 PU MD



Main beam for connecting pairs of legs for single workstation

For table tops length 160 cm
130×8×H8 cm
TS2 TP 160 S ..

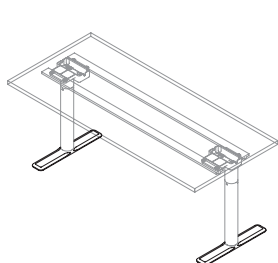
For table tops length 180 cm
150×8×H8 cm
TS2 TP 180 S ..



Main beams for connecting pairs of legs and cross beams for double-sided configurations

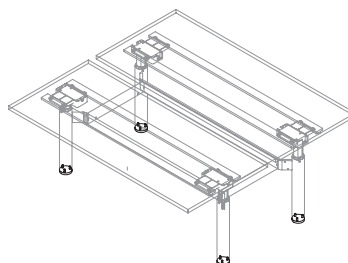
For table tops length 160 cm
130×68×H8 cm
TS2 TP 160 D ..

For table tops length 180 cm
150×68×H8 cm
TS2 TP 180 D ..



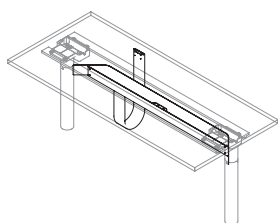
Kit with two feet for single workstation

60×9×H17 cm
TS2 PS ..



Kit with feet for double-sided configuration

TS2 PD ..

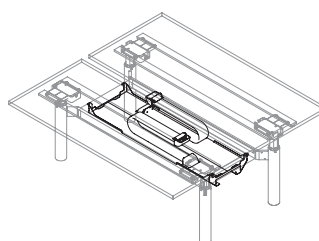


PRIMARY, SECONDARY BASKETS AND BRIDGES ALL CLOSED FOR S/200 RECONFIGURABLE

Closed primary cable tray with doors for single workstation
n. 1 included cable riser

For table tops length 160 cm
133×16×H8 cm
TS2 WP 160 S ..

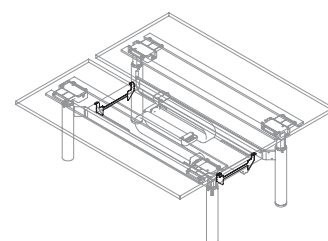
For table tops length 180 cm
153×16×H8 cm
TS2 WP 180 S ..



Closed primary cable tray with doors for double-sided workstation
n.1 tray for 2 workstations,
n.2 included cable risers

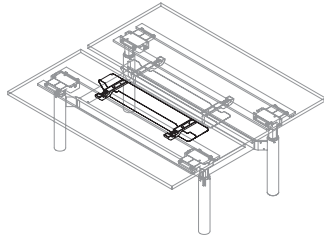
For table tops length 160 cm
118×41×H8 cm
TS2 WP 160 D ..

For table tops length 180 cm
138×41×H8 cm
TS2 WP 180 D ..



End caps kit for closed cable tray for multiple configurations
To be applied only at the end of the configuration

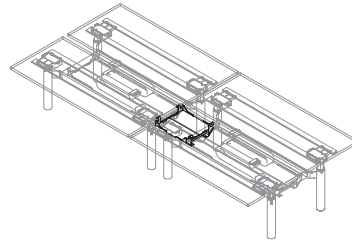
For table tops length 160 cm
40,5×0,15×H8 cm
TS2 WT ..


**SECONDARY CLOSED BASKETS
FOR S/200 RECONFIGURABLE**

**Closed secondary cable tray
with doors, for single and double
workstations**

n.1 tray for each workstation

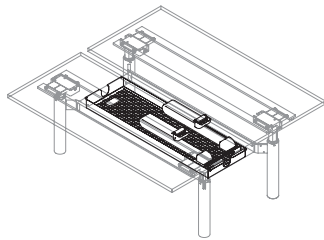
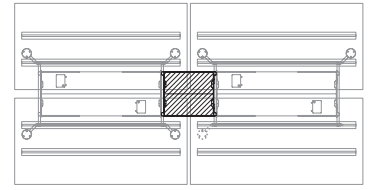
106×14×H10 cm
TS2 WS ..



**Closed bridge cable tray
for double configurations**

Bridge connecting structure

46,8×41×H8 cm
TS2 WC C ..

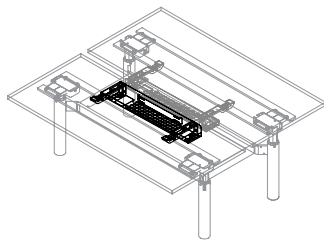

**PRIMARY OPEN BASKETS
FOR S/200 RECONFIGURABLE**

**Open primary cable tray
with doors for double-sided workstation**

n.1 tray for 2 workstations,
n.2 included cable risers

For table tops length 160 cm
116×41×H8 cm
TS2 WP 160 DA ..

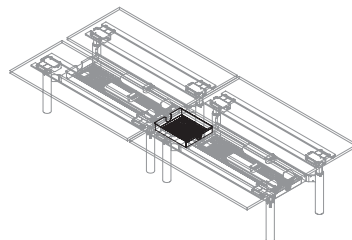
For table tops length 180 cm
136×41×H8 cm
TS2 WP 180 DA ..


**SECONDARY OPEN BASKETS
FOR S/200 RECONFIGURABLE**

**Open secondary cable tray
with doors, for single and double
workstations**

n.1 tray for each workstation

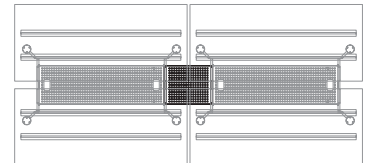
106×14×H10 cm
TS2 WS A ..

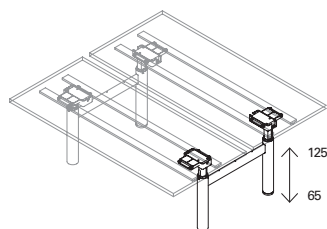
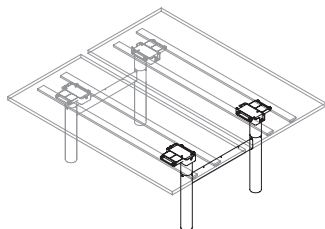


**Closed bridge cable tray
for double configurations**

Bridge connecting structure

47×41×H8 cm
TS2 WC C AC ..





**S/200 NON RECONFIGURABLE
STRUCTURES FOR DOUBLE S/200**

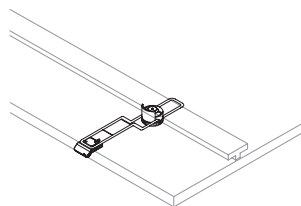
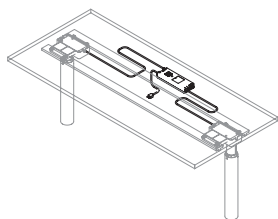
Fixed bridge leg
Kit 2 gambe

106x22xH71 cm
TS2 GF D ..

**Elettrically height adjustable bridge leg
from 65 cm to 125 cm over the top**

Da H65 cm a H125 cm sopra piano

106x22xH65/125 cm
TS2 GE D ..



Control unit kit and cables

Control unit kit and cables (UE)
TS2 GE KC EU

Control unit kit and cables (CH)
TS2 GE KC CH

Control unit kit and cables (AU)
TS2 GE KC AU

Control unit kit and cables (US)
TS2 GE KC US

Control unit kit and cables (JP)
TS2 GE KC JP

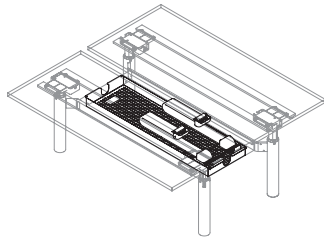
Control unit kit and cables (GB)
TS2 GE KC GB

Switch

Only Black

Simple switch
TS2 PU S

Control panel with memory and display
TS2 PU MD

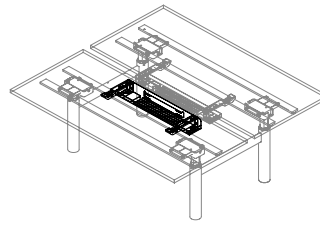


**PRIMARY AND SECONDARY
OPEN BASKETS
FOR S/200 NON-RECONFIGURABLE**

**Open primary cable tray
for double-sided workstation**

n.1 tray for 2 workstations,
n.2 included cable risers

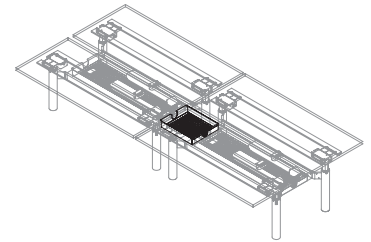
136×41×H8 cm
TS2 WP 180 DA ..



**Open secondary cable tray
with doors, for single and double
workstations**

n.1 tray for each workstation

106×14×H10 cm
TS2 WS A ..

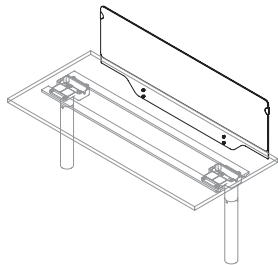


**Closed bridge cable tray
for double configurations**

Bridge connecting structure

For table tops length 160 cm
27×41×H8 cm
TS2 WC C AC ..

For table tops length 180 cm
47×41×H8 cm
TS2 WC C A ..

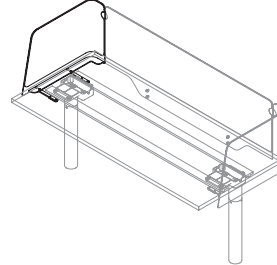


**SCREENS FOR SINGLE
AND DOUBLE WORKSTATIONS**

**Front screen fixed to the floor for
single and double workstations**

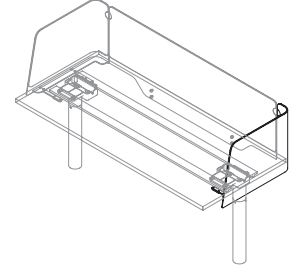
For table tops length 160 cm
135×0,5×H42 cm
TS2 SC 160 C ..

For table tops length 180 cm
156×0,5×H42 cm
TS2 SC 180 C ..



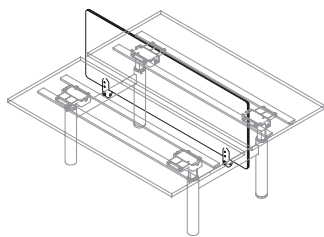
**Left side screen
for single workstation**

64×12×H42 cm
TS2 SC S ..



**Left side screen
for double workstation**

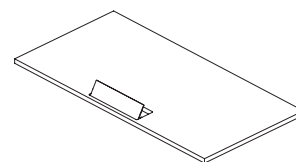
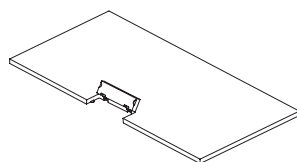
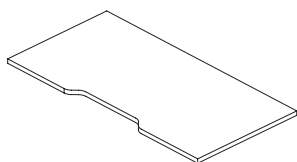
64×12×H42 cm
TS2 SC S ..



Screen for double workstation

For table tops length 160 cm
160×1,9×H65 cm
TS2 SD 160 ..

For table tops length 180 cm
180×1,9×H65 cm
TS2 SD 180 ..

**ACCESSORIES****Cable entry slots**

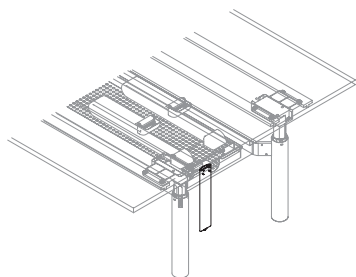
For all table tops
53,5x6,5xH3 cm
TS2 SP 53 6A ..

Flip access door

For all table tops
40x8xH3 cm
TS2 SP 40 10R ..

Flip access door

Only for table tops TS2 160/180 S1-S2-S3
40,5x13,2xH3 cm
TS2 DP 40 13 ..

**Cable riser from floor to primary cable tray**

For reconfigurable single workstations
9,8x2,3 cm
TS2 CS ..

For reconfigurable double workstations
9,8x2,3 cm
TS2 CD ..

For non-reconfigurable double workstations
9,8x2,3 cm
TS2 CA ..

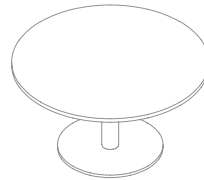
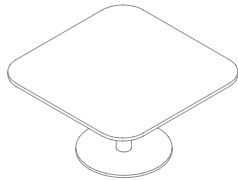

**MEETING TABLES
WITH STRAIGHT EDGE**
**Squared tables
composed of n.1 table top and n.1 leg**

Table top (TS2 120 M Q)
and base (TS2 R 65 P)
120×120×H72 cm
TMM 120 Q ..

Table top (TS2 140 M Q)
and base (TS2 R 75 P)
140×140×H72 cm
TMM 140 Q ..

Table top (TS2 160 M Q)
and base (TS2 R 75 P)
160×160×H72 cm
TMM 160 Q ..

**Round tables
composed of n.1 table top and n.1 leg**

Table top (TS2 120 M R)
and base (TS2 R 55 P)
120×120×H72 cm
TMM 120 R ..

Table top (TS2 140 M R)
and base (TS2 R 65 P)
140×140×H72 cm
TMM 140 R ..

Table top (TS2 160 M R)
and base (TS2 R 75 P)
160×160×H72 cm
TMM 160 R ..

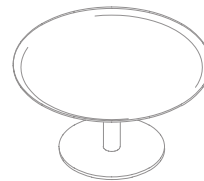
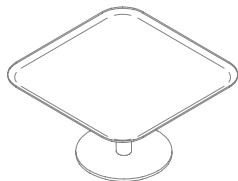

**MEETING TABLES
WITH S200 EDGE**
**Squared tables
composed of n.1 table top and n.1 leg**

Table top (TS2 120 Q)
and base (TS2 R 65 P)
120×120×H72 cm
T2M 120 Q ..

Table top (TS2 140 Q)
and base (TS2 R 75 P)
140×140×H72 cm
T2M 140 Q ..

Table top (TS2 160 Q)
and base (TS2 R 75 P)
160×160×H72 cm
T2M 160 Q ..

**Round tables
composed of n.1 table top and n.1 leg**

Table top (TS2 120 R)
and base (TS2 R 55 P)
120×120×H72 cm
T2M 120 R ..

Table top (TS2 140 R)
and base (TS2 R 65 P)
140×140×H72 cm
T2M 140 R ..

Table top (TS2 160 R)
and base (TS2 R 75 P)
160×160×H72 cm
T2M 160 R ..

**COMBINATIONS OF TABLES
TOP/STRUCTURES**
(Structure in: D7-T0-VP-C7-KS)

Melamine



4S
White melamine



PN
Platinum Grey melamine



NY
Natural Oak melamine

Laminate



S4
White laminate




GP
Platinum Grey painting



X0
Fenix White laminate



X1
Fenix Black laminate



X2
Fenix Cacao laminate



X3
Fenix Grey laminate



LS
Sycamore laminate



RY
Oak laminate


Standard natural veneer
(certified genuine wood
from Europe - Canada - USA)




AS
Sycamore



RV
Natural Oak



NK
Canaletto Walnut
straight-grained



5R
Thermo-treated Oak

For combinations of tables- top/structures
it is necessary to specify when ordering
the finish of the structure

For other finishes,
please contact our Sales Department

LEGS, STRUCTURES, ELECTRIFICATION AND ACCESSORIES FINISHES

Epoxy powder coating



D7
Charcoal painting



T0
Ash painting



VP
Platinum Grey painting



C7
Calce White painting




KS
Soft black painting

HANGING SCREENS FOR SINGLE AND DOUBLE WORKSTATIONS FINISHES

Fabric



J2
COM fabric



J3
Mirage fabric



Q0
Revive 1 fabric



Q1
Chip fabric



Q2
File fabric




K3
Remix 3 fabric



K4
Sole fabric

HANGING SCREENS FOR SINGLE WORKSTATIONS FINISHES

Felt



FY
Felt

Interior side in felt, exterior side painted in: D7-T0-VP- C7- KS

It is necessary to specify when ordering the finish of the external side

For other finishes, please contact our Sales Department



ISO 9001



ISO 14001

UniFor has management system certified according to UNI EN ISO 9001 and UNI EN ISO 14001. The products are in conformance with the Italian decree law DLGS 81:2008 and with all of the principal regulations applicable to the various types of products.

The products described in this catalog are made with class E1 materials (low formaldehyde content) and are Greenguard® certified.